This Section Contains Products: Switchboards

Seq #	Qty	Product Description
24	1	**Designation :** MDP21B **Item No :** 108400698 **Product Details:** 1-Square D Custom Swbd-QED-2 Switchboard ---------- Square D Custom Swbd Designed and Tested in accordance with: UL 891/NATIONAL ELECTRIC CODE/NEMA PB-2 System Voltage - 208Y/120V 3Ph 4W 60Hz System Ampacity - 2500A Source Description - Single Main Bussing - Silver Plated Copper Neutral Bus - 100% Max Available Fault Current (RMS) - 65kA Enclosure - Type 1 Accessibility: Front Only Equipment Nameplate White Surface/Black Letters, Adhesive (Field Installed) Exterior Paint Color - ANSI 49 Lineup with MasterPact NW Breaker(s) Ground Lug provided for each device Copper Ground Bus Barriers between Sections Seismic Qualified Dimensions ---------- 4 - 36" Wide Section(s) 4 - 36" Deep Enclosure(s) Dimensions: 144.00" W X 36" Max D X 91.5" H Approximate Weight: 3971.00 lbs / 1801.25 kgs Incoming Requirements ---------- Suitable for Use As Service Entrance Entry Point: Left of Lineup, Through the Bottom Connection Type: Cable SPD with Surge Rating 240kA SPD Dry Contacts

Includes Surge Counter
Incoming Utility Metering Compartment is NOT provided

Mains
---
1 - 2500AF/2500AT 100% 3 Pole Stored Energy, Fixed Mounted Circuit Breaker, UL: Type NW
Power Trip Unit, Long Time, Short Time, Instantaneous, Ground Fault
Overcurrent Trip Switch 1A/1B Form C Contact (SDE)
Auxiliary Switches 4A-4B
Ready To Close 1A/1B From C Contact (PF)
Shunt Close without Communications - 120Vac
Shunt Trip - 120Vac
Spring Charging Motor - 120Vac
Contact Wear Indication - Visual
Energy Reduction Maintenance Switch
Nameplate - White Surface / Black Letters, Adhesive (Field Installed)

SubMains
---
1 - 600AS/600AT 208V 80% Rated 65 kA 3 Pole UL, Fixed Mounted Electronic Trip Circuit Breaker: Type PG
SubMain 1
Standard Trip Unit, Long Time, Short Time, Instantaneous
Padlock Attachment
Nameplate - White Surface / Black Letters, Adhesive (Field Installed)
Cold Sequence Utility: Eversource (Eastern MA)

Feeders

Devices Associated to Single Main:

5 - 600AS/600AT 208V 80% Rated 65 kA 3 Pole UL, Group Mounted Electronic Trip Circuit Breaker: Type LG
1 - 400AS/400AT 208V 80% Rated 65 kA 3 Pole UL, Group Mounted Electronic Trip Circuit Breaker: Type LG
Common Feeder Features:
Standard Trip Unit, Long Time, Short Time, Instantaneous
Nameplate - White Surface / Black Letters, Adhesive (Field Installed)

Devices Associated to SubMain 1:

2 - 45AT 208V 80% Rated 65 kA 3 Pole UL, Group Mounted Thermal Magnetic Circuit Breaker: Type HG
2 - 100AT 208V 80% Rated 3 Pole UL, Group Mounted Thermal Magnetic Prepared Space: Type BG
3 - 150AT 208V 80% Rated 65 kA 3 Pole UL, Group Mounted Thermal Magnetic Circuit Breaker: Type QG
3 - 250AT 208V 80% Rated 65 kA 3 Pole UL, Group Mounted Thermal Magnetic Circuit Breaker: Type JG

2 - 400AS/400AT 208V 80% Rated 65 kA 3 Pole
UL, Group Mounted Electronic Trip
Circuit Breaker: Type LG
Standard Trip Unit, Long Time, Short
Time, Instantaneous
Common Feeder Features:
Nameplate - White Surface / Black Letters,
Adhesive (Field Installed)

Seq #	Qty	Product Description
38	1	**Designation :** MDP21C **Item No :** 108400837 **Product Details:** 1-Square D Standard CMM Swbd-QED-2 Switchboard ---------- Square D Standard CMM Swbd Designed and Tested in accordance with: UL 891/NATIONAL ELECTRIC CODE/NEMA PB-2 System Voltage - 208Y/120V 3Ph 4W 60Hz Source Description - Six Circuit Mains System Ampacity - 1200A Bussing - Silver Plated Copper Neutral Bus - 100% Max Available Fault Current (RMS) - 65kA Enclosure - Type 1 Accessibility: Front Only Equipment Nameplate White Surface/Black Letters, Adhesive (Field Installed) Exterior Paint Color - ANSI 49 Ground Lug provided for each device Barriers between Sections Copper Ground Bus Seismic Qualified Dimensions ---------- 2 - 24" Wide Section(s) 2 - 36" Wide Section(s) 4 - 24" Deep Enclosure(s) Dimensions: 120.00" W X 24" Max D X 91.5" H Approximate Weight: 2655.00 lbs / 1204.31 kgs Incoming Requirements ---------- Suitable for Use as Service Entrance When Not More Than 6 Main Disconnecting Means are Provided Entry Point: Left of Lineup, Through the Bottom Connection Type: Cable in Bussed Auxiliary SPD with Surge Rating 240kA SPD Dry Contacts Includes Surge Counter Incoming Utility Metering Compartment is NOT provided Mains ---------- 1 - 200A/200A 208V 80% Rated 3 Pole Tenant Main, Lever Bypass Meter Socket and Thermal Magnetic Circuit Breaker: Type QG Main Two 1 - 200A/200A 208V 80% Rated 3 Pole Tenant Main, Lever Bypass Meter Socket and

Thermal Magnetic Circuit Breaker: Type
QG
Main One
1 - 800AS/800AT 208V 80% Rated 65 kA 3 Pole
UL, Fixed Mounted Electronic Trip
Circuit Breaker: Type PG
Standard Trip Unit, Long Time, Short
Time, Instantaneous
Main Three
Cold Sequence Utility: Eversource
(Eastern MA)
Common Main Features:
Padlock Attachment
Nameplate - White Surface / Black Letters,
Adhesive (Field Installed)

Feeders

Devices Associated to Main 3:

5 - 100AT 208V 80% Rated 3 Pole UL, Group
Mounted Thermal Magnetic Prepared
Space: Type BG
3 - 150AT 208V 80% Rated 65 kA 3 Pole UL,
Group Mounted Thermal Magnetic Circuit
Breaker: Type QG
1 - 400AS/400AT 208V 80% Rated 65 kA 3 Pole
UL, Group Mounted Electronic Trip
Circuit Breaker: Type LG
Standard Trip Unit, Long Time, Short
Time, Instantaneous
1 - 250AT 208V 80% Rated 65 kA 3 Pole UL,
Group Mounted Thermal Magnetic Circuit
Breaker: Type JG
2 - 200AT 208V 80% Rated 65 kA 3 Pole UL,
Group Mounted Thermal Magnetic Circuit
Breaker: Type QG
Common Feeder Features:
Nameplate - White Surface / Black Letters,
Adhesive (Field Installed)

REV	DESCRIPTION	BY	DATE										
–	----	--	--/--/--	–	----	--	--/--/--	–	----	--	--/--/--
				–	----	--	--/--/--	–	----	--	--/--/--

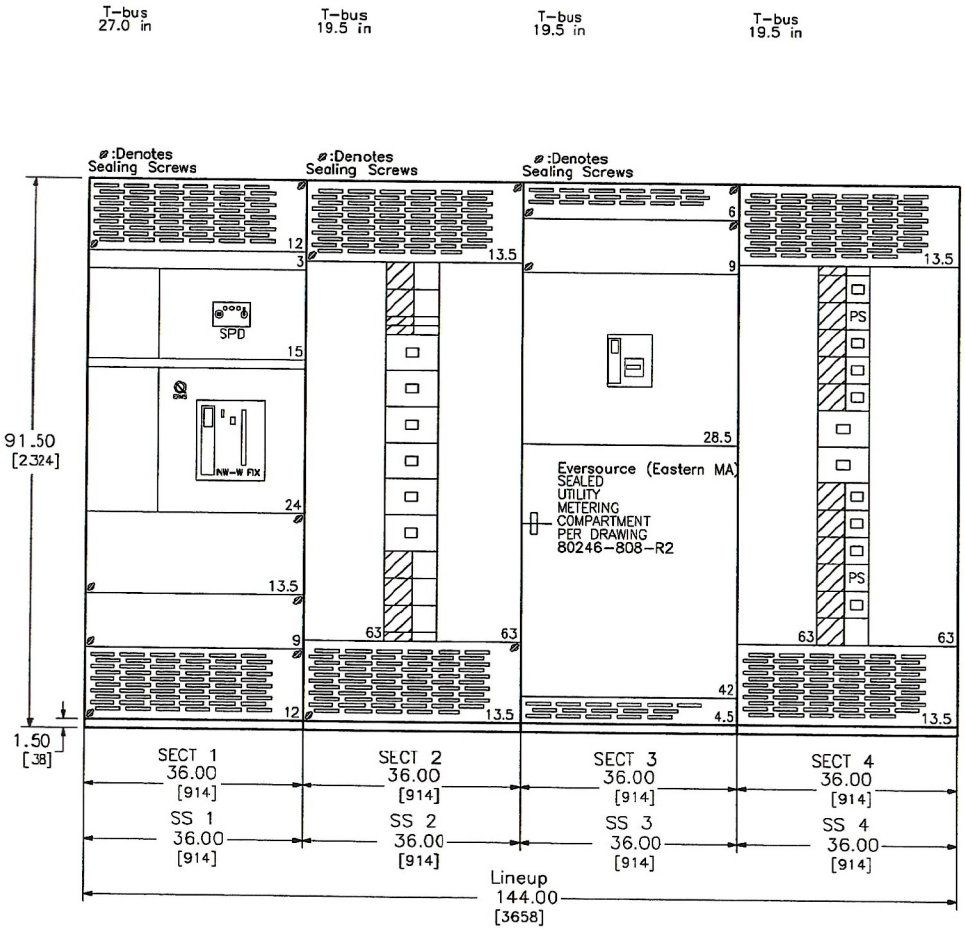

DUAL DIMENSIONS: INCHES
MILLIMETERS

JOB NAME:	Chelsea Innes MA	EQUIPMENT DESIGNATION:	MDP21B
JOB LOCATION:		EQUIPMENT TYPE:	QED-2 Switchboard
DRAWN BY:	(Q2C)	DRAWING TYPE:	ELEVATION VIEW
ENGR:			SQUARE D by Schneider Electric
DATE:	January 30 2023		
DRAWING STATUS:	QUOTE NOT FOR CONSTRUCTION	DWG#	FQ-3795684-10840698-01 PG 1 OF 3 REV –

REV	DESCRIPTION	BY	DATE	-	----	--	--/--/--	-	----	--	--/--/--
-	----	--	--/--/--	-	----	--	--/--/--	-	----	--	--/--/--

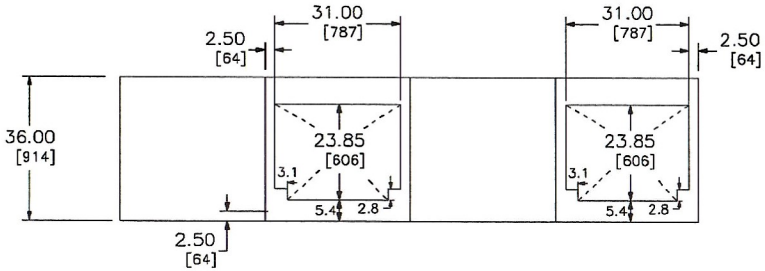

TOP VIEW – FRONT

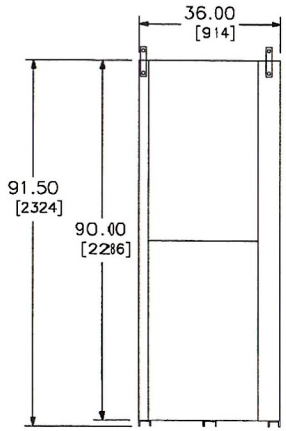

LEFT SIDE VIEW

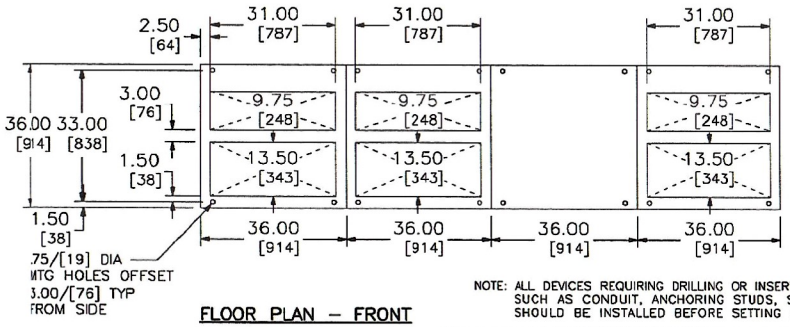

FLOOR PLAN – FRONT

NOTE: ALL DEVICES REQUIRING DRILLING OR INSERTION IN MOUNTING PAD SUCH AS CONDUIT, ANCHORING STUDS, SLEEVE INSERTS, ETC. SHOULD BE INSTALLED BEFORE SETTING EQUIPMENT IN PLACE.

DUAL DIMENSIONS: INCHES / MILLIMETERS

JOB NAME:	Chelsea Innes MA	EQUIPMENT DESIGNATION:	MDP21B
JOB LOCATION:		EQUIPMENT TYPE:	QED-2 Switchboard
DRAWN BY:	(Q2C)	DRAWING TYPE:	SIDE, TOP VIEW & FLOOR PLAN
ENGR:			SQUARE D by Schneider Electric
DATE:	January 30 2023		
DRAWING STATUS:	QUOTE NOT FOR CONSTRUCTION	DWG#	FQ-3795684-108400698-01 PG 2 OF 3 REV -

REV	DESCRIPTION	BY	DATE								
-	----	--	--/--/--	-	----	--	--/--/--	-	----	--	--/--/--
		--	--/--/--	-	----	--	--/--/--	-	----	--	--/--/--

SWITCHBOARD GENERAL NOTES

PRODUCT DESCRIPTION & RATINGS

Power System Data

208Y/120V 3Ph 4W 60Hz / 3 Phase Wye
Solidly Grounded
System Short Circuit Current Rating: 65kA RMS
Incoming Section 1 Cable Through the Bottom Left of Lineup

Bus System Data

2500A Silver Plated Copper Main Bus
(4) .25x2.00 IN/6x51 mm Cu Bus Bar Per Phase/Neutral
(1) .25x1.75 IN/6x44 mm Cu Ground Bus

Enclosure Data

Type 1 Free Standing
Exterior Paint Color: ANSI 49
Front Accessibility Only Required
Handling: Rollers & Lifting Assemblies
Nameplate Mounting Type: Adhesive (Field Installed)
Equipment Nameplate: White Surface/Black Letters
Section Barriers
Device Nameplate: White Surface / Black Letters

Estimated Shipping Weight

Shipping Split 1 1081.00 lbs / 490.34 kgs
Shipping Split 2 980.00 lbs / 444.53 kgs
Shipping Split 3 960.00 lbs / 435.46 kgs
Shipping Split 4 950.00 lbs / 430.92 kgs
Complete Lineup 3971.00 lbs / 1801.25 kgs

Code Standards

U.L. Deadfront and suitable for use as Service Entrance
when not more than six (6) disconnecting means are provided.

Rating Nameplates

ST1– Service Entrance – Section Bus 2500A
ST2– Deadfront – Section Bus 2500A
ST3– Deadfront – Section Bus 600A
ST4– Deadfront – Section Bus 600A

PRODUCT INFORMATION

Wiring

All wiring to be Machine Tool Wire type

Instruction Bulletins

Reference 80043–055 For Handling, Installation,
Anchoring, Inspection And Maintenance Information

Product Accessories/Options

Seismic Qualified
24V Trip Unit Display Power
Locally Mounted ERMS Switch

JOB NAME:	Chelsea Innes MA	EQUIPMENT DESIGNATION:	MDP21B
JOB LOCATION:		EQUIPMENT TYPE:	QED–2 Switchboard
DRAWN BY:	(Q2C)	DRAWING TYPE:	GENERAL NOTES
ENGR:			SQUARE D by Schneider Electric
DATE:	January 30 2023		
DRAWING STATUS:	QUOTE NOT FOR CONSTRUCTION	DWG#	FQ–3795684–108400698–01 PG 3 OF 3 REV –

REV	DESCRIPTION	BY	DATE	-	----	--	--/--/--	-	----	--	--/--/--
-	----	--	--/--/--	-	----	--	--/--/--	-	----	--	--/--/--

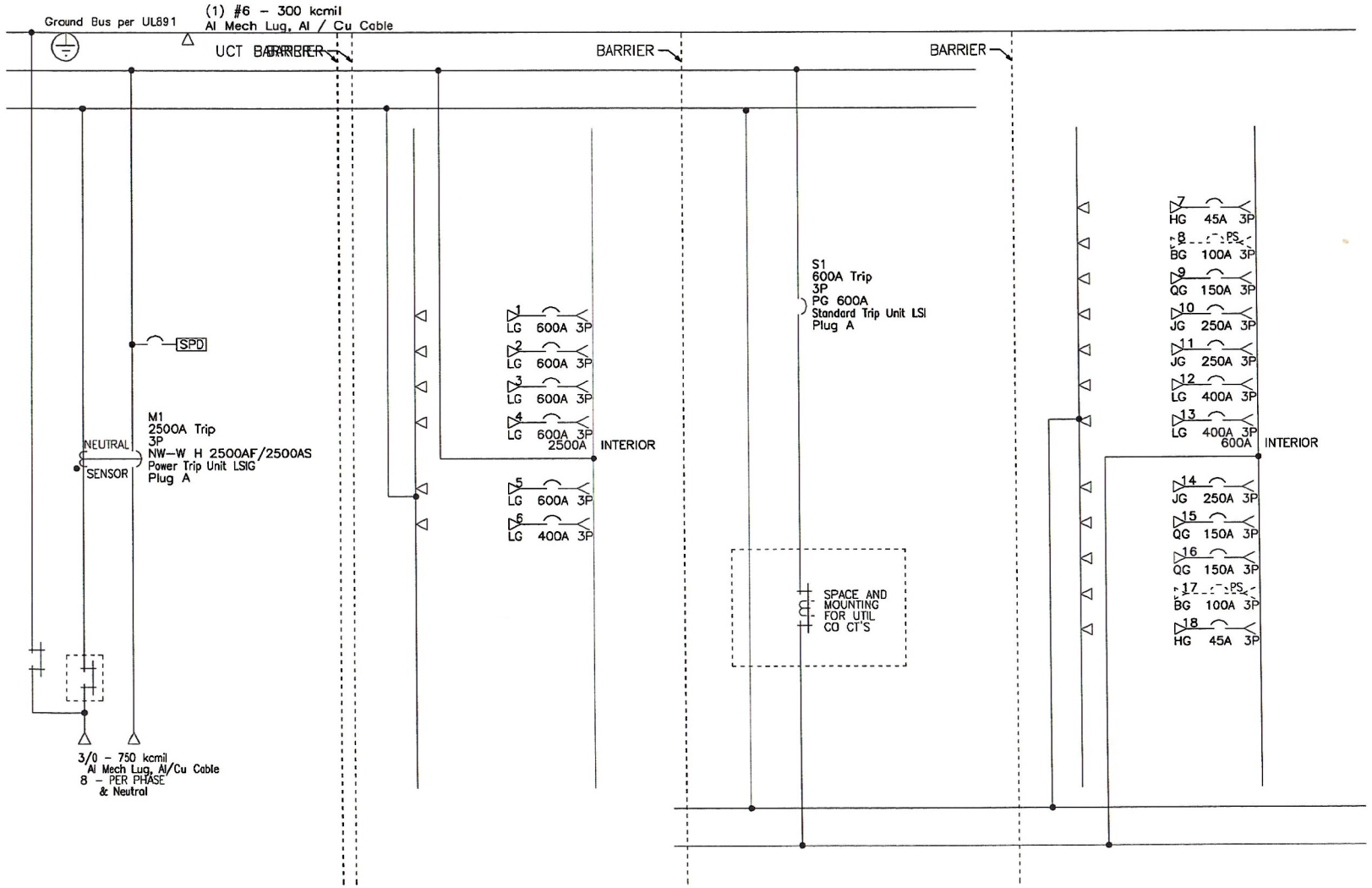

JOB NAME:	Chelsea Innes MA	EQUIPMENT DESIGNATION:	MDP21B
JOB LOCATION:		EQUIPMENT TYPE:	QED-2 Switchboard
DRAWN BY:	(Q2C)	DRAWING TYPE:	ONE LINE
ENGR:			SQUARE D by Schneider Electric
DATE:	January 30 2023		
DRAWING STATUS:	QUOTE	DWG#	00-3795684-108400698-01

PG 1 OF 2 REV -

REV	DESCRIPTION	BY	DATE										
–	----	--	--/--/--	–	----	--	--/--/--	–	----	--	--/--/--		
				–	----	--	--/--/--	–	----	--	--/--/--		

POWER STYLE QED-2 SWITCHBOARD

SECT NO	CKT NO	IMD /GMD CONFIG	DEVICE/FRAME RATING	TRIP AMP	FUSE/ TRIP	#P	DESIGNATION	N/P	LUG/WIRE INFORMATION				ACCESSORIES / NOTES
									QTY	PHASE WIRE RANGE	QTY	NEUT WIRE RANGE	
1	–	–	240kA SPD	–	–	–	–	–	–	–	–	–	SPD
1	M1	FIX	NW-W H 2500AF/2500AS Plug A	2500A	P-LSIG	3P	Blank Nameplate	Yes	8	3/0 – 750 kcmil	8	3/0 – 750 kcmil	GF,SDE1,OF4,MCH,MX1,XF,PF ERMS,TU
2	1	6 in	LG 600A	600A	S-LSI	3P	Blank Nameplate	Yes	2	4/0 – 500kcmil	2	4/0 – 500kcmil	
2	2	6 in	LG 600A	600A	S-LSI	3P	Blank Nameplate	Yes	2	4/0 – 500kcmil	2	4/0 – 500kcmil	
2	3	6 in	LG 600A	600A	S-LSI	3P	Blank Nameplate	Yes	2	4/0 – 500kcmil	2	4/0 – 500kcmil	
2	4	6 in	LG 600A	600A	S-LSI	3P	Blank Nameplate	Yes	2	4/0 – 500kcmil	2	4/0 – 500kcmil	
2	5	6 in	LG 600A	600A	S-LSI	3P	Blank Nameplate	Yes	2	4/0 – 500kcmil	2	4/0 – 500kcmil	
2	6	6 in	LG 400A	400A	S-LSI	3P	Blank Nameplate	Yes	2	3/0 – 250 kcmil	2	3/0 – 250 kcmil	
3	S1	FIX	PG 600A Plug A	600A	S-LSI	3P	Blank Nameplate	Yes	–	–	–	–	PLA
3	UCT	–	600A	–	–	–	Eversource (Eastern MA)	No	–	–	–	–	
4	7	4.5 in	HG	45A	–	3P	Blank Nameplate	Yes	1	#14 – 1/0 AWG	1	#14 – 1/0 AWG	
4	8	4.5 in	BG (PS)	(100A)	–	3P	Blank Nameplate	Yes	1	#14 – 1/0 AWG	1	#14 – 1/0 AWG	
4	9	4.5 in	QG	150A	–	3P	Blank Nameplate	Yes	1	#4 – 300 kcmil	1	#4 – 300 kcmil	
4	10	4.5 in	JG	250A	–	3P	Blank Nameplate	Yes	1	3/0 – 350 kcmil	1	3/0 – 350kcmil	
4	11	4.5 in	JG	250A	–	3P	Blank Nameplate	Yes	1	3/0 – 350 kcmil	1	3/0 – 350kcmil	
4	12	6 in	LG 400A	400A	S-LSI	3P	Blank Nameplate	Yes	2	3/0 – 250 kcmil	2	3/0 – 250 kcmil	
4	13	6 in	LG 400A	400A	S-LSI	3P	Blank Nameplate	Yes	2	3/0 – 250 kcmil	2	3/0 – 250 kcmil	
4	14	4.5 in	JG	250A	–	3P	Blank Nameplate	Yes	1	3/0 – 350 kcmil	1	3/0 – 350kcmil	
4	15	4.5 in	QG	150A	–	3P	Blank Nameplate	Yes	1	#4 – 300 kcmil	1	#4 – 300 kcmil	
4	16	4.5 in	QG	150A	–	3P	Blank Nameplate	Yes	1	#4 – 300 kcmil	1	#4 – 300 kcmil	
4	17	4.5 in	BG (PS)	(100A)	–	3P	Blank Nameplate	Yes	1	#14 – 1/0 AWG	1	#14 – 1/0 AWG	
4	18	4.5 in	HG	45A	–	3P	Blank Nameplate	Yes	1	#14 – 1/0 AWG	1	#14 – 1/0 AWG	

LEGEND	
ERMS	Energy Reduction Maintenance SW
GF	Ground Fault
MCH	Spring Charging Motor
MX1	Shunt Trip
OF4	4 Form C Breaker Aux Contacts
PF	1 Form C Ready to Close Contact
PLA	Padlock Attachment–Fixed
SDE1	Over Current Trip Switch
SPD	Surge Protection Device
TU	24V Trip Unit Display Power
XF	Closing Coil

NAMEPLATE INFORMATION:	JOB NAME: Chelsea Innes MA	EQUIPMENT DESIGNATION: MDP21B
MOUNTING TYPE: Adhesive (Field Installed)	JOB LOCATION:	EQUIPMENT TYPE: QED–2 Switchboard
EQUIPMENT: White Surface/Black Letters	DRAWN BY: (Q2C)	DRAWING TYPE: SCHEDULE
DEVICE: White Surface / Black Letters	ENGR:	SQUARE D by Schneider Electric
	DATE: January 30 2023	
	DRAWING STATUS: QUOTE	DWG# OQ–3795684–108400698–01 PG 2 OF 2 REV –

REV	DESCRIPTION	BY	DATE	-	----	--	--/--/--	-	----	--	--/--/--
-	----	--	--/--/--	-	----	--	--/--/--	-	----	--	--/--/--

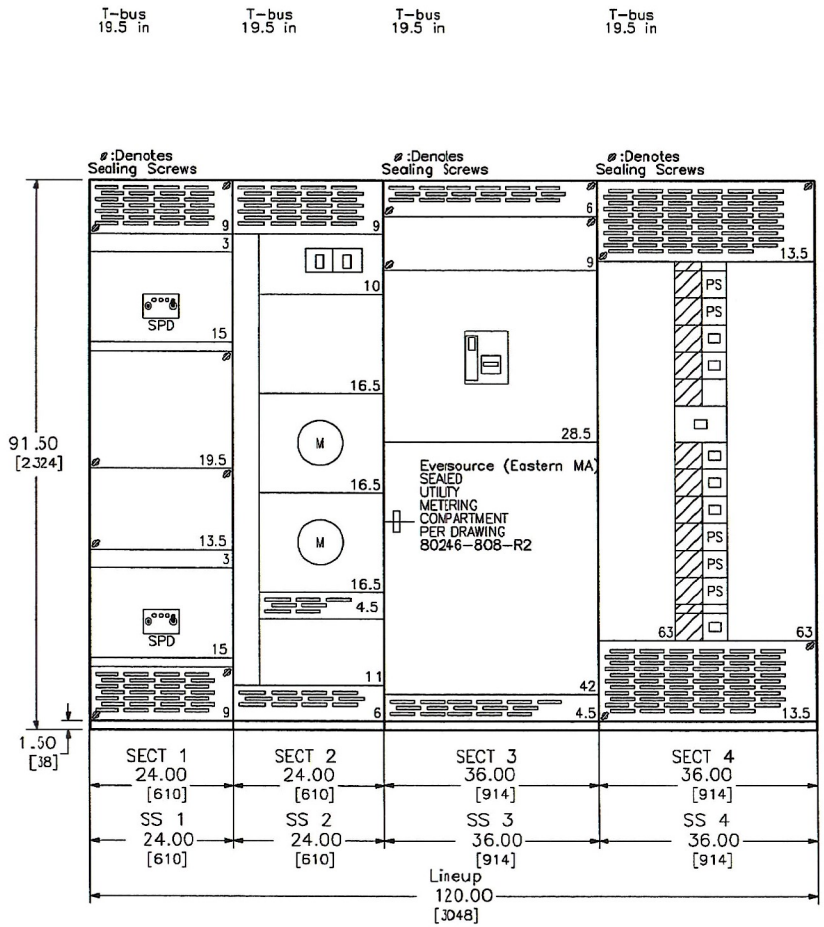

DUAL DIMENSIONS: INCHES / MILLIMETERS

JOB NAME:	Chelsea Innes MA	EQUIPMENT DESIGNATION:	MDP21C
JOB LOCATION:		EQUIPMENT TYPE:	QED-2 Switchboard
DRAWN BY:	(Q2C)	DRAWING TYPE:	ELEVATION VIEW
ENGR:			SQUARE D by Schneider Electric
DATE:	January 30 2023		
DRAWING STATUS:	QUOTE	DWG#	FQ-3795684-108400837-01 PG 1 OF 3 REV -

REV	DESCRIPTION	BY	DATE										
-	----	--	--/--/--	-	----	--	--/--/--	-	----	--	--/--/--
				-	----	--	--/--/--	-	----	--	--/--/--

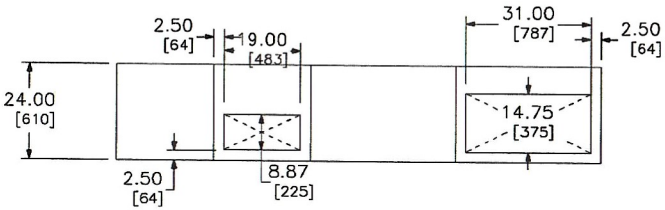

TOP VIEW – FRONT

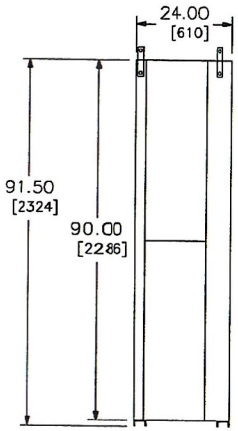

LEFT SIDE VIEW

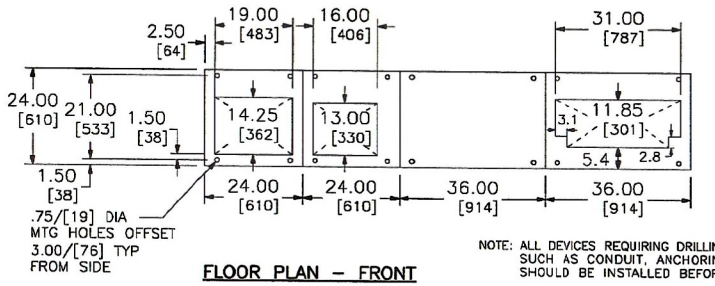

FLOOR PLAN – FRONT

NOTE: ALL DEVICES REQUIRING DRILLING OR INSERTION IN MOUNTING PAD SUCH AS CONDUIT, ANCHORING STUDS, SLEEVE INSERTS, ETC. SHOULD BE INSTALLED BEFORE SETTING EQUIPMENT IN PLACE.

DUAL DIMENSIONS: INCHES / MILLIMETERS

JOB NAME:	Chelsea Innes MA	EQUIPMENT DESIGNATION:	MDP21C
JOB LOCATION:		EQUIPMENT TYPE:	QED-2 Switchboard
DRAWN BY:	(Q2C)	DRAWING TYPE:	SIDE, TOP VIEW & FLOOR PLAN
ENGR:			SQUARE D by Schneider Electric
DATE:	January 30 2023		
DRAWING STATUS:	QUOTE	DWG#	FQ-3795684-10840D837-01

PG 2 OF 3 REV –

REV	DESCRIPTION	BY	DATE	-	----	--	--/--/--	-	----	--	--/--/--
-	----	--	--/--/--	-	----	--	--/--/--	-	----	--	--/--/--

SWITCHBOARD GENERAL NOTES

PRODUCT DESCRIPTION & RATINGS

Power System Data

208Y/120V 3Ph 4W 60Hz / 3 Phase Wye
Solidly Grounded
System Short Circuit Current Rating: 65kA RMS
Incoming Section 1 Cable Through the Bottom Left of Lineup

Bus System Data

1200A Silver Plated Copper Main Bus
(2) .25x1.50 IN/6x38 mm Cu Bus Bar Per Phase/Neutral
(1) .25x.875 IN/6x22 mm Cu Ground Bus

Applicable Utility Code

Utility Requirements per Eversource (Eastern MA)

Enclosure Data

Type 1 Free Standing
Exterior Paint Color: ANSI 49
Front Accessibility Only Required
Handling: Rollers & Lifting Assemblies
Nameplate Mounting Type: Adhesive (Field Installed)
Equipment Nameplate: White Surface/Black Letters
Section Barriers
Device Nameplate: White Surface / Black Letters

Estimated Shipping Weight

Shipping Split 1 530.00 lbs / 240.41 kgs
Shipping Split 2 480.00 lbs / 217.73 kgs
Shipping Split 3 835.00 lbs / 378.76 kgs
Shipping Split 4 810.00 lbs / 367.42 kgs
Complete Lineup 2655.00 lbs / 1204.31 kgs

Code Standards

U.L. Deadfront and suitable for use as Service Entrance when not more than six (6) disconnecting means are provided.

Rating Nameplates

ST1– Deadfront – Section Bus 1200A
ST2– Service Entrance – Section Bus 400A
ST3– Service Entrance – Section Bus 800A
ST4– Deadfront – Section Bus 800A

PRODUCT INFORMATION

Wiring

All wiring to be Machine Tool Wire type

Instruction Bulletins

Reference 80043 055 For Handling, Installation, Anchoring, Inspection And Maintenance Information

Product Accessories/Options

Seismic Qualified

JOB NAME:	Chelsea Innes MA	EQUIPMENT DESIGNATION:	MDP21C
JOB LOCATION:		EQUIPMENT TYPE:	QED-2 Switchboard
DRAWN BY:	(Q2C)	DRAWING TYPE:	GENERAL NOTES
ENGR:			SQUARE D by Schneider Electric
DATE:	January 30 2023		
DRAWING STATUS:	QUOTE	DWG#	FQ-3795684-108400837-01

REV	DESCRIPTION	BY	DATE								
-	----	--	--/--/--	-	----	--	--/--/--	-	----	--	--/--/--
				-	----	--	--/--/--	-	----	--	--/--/--

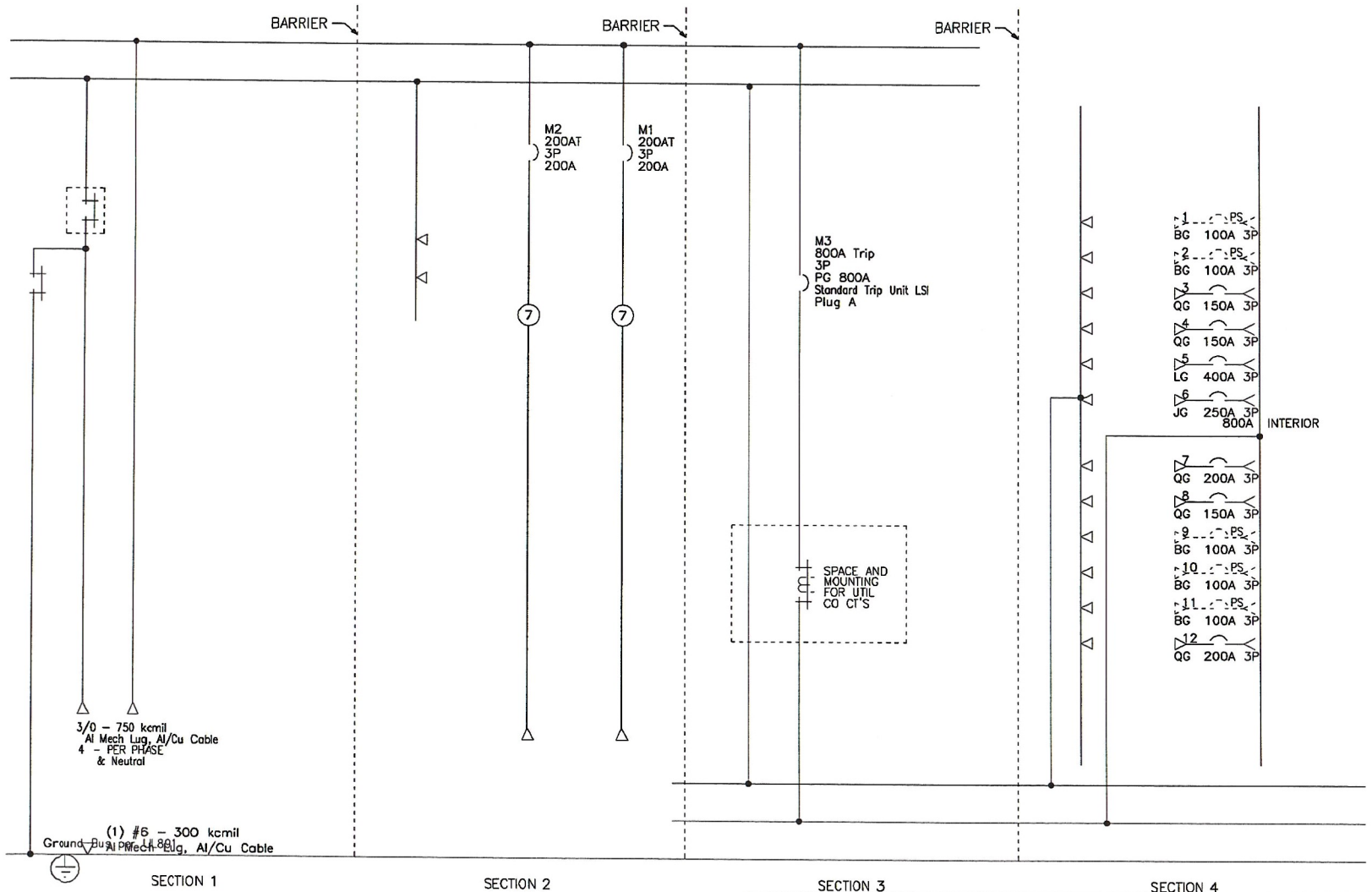

JOB NAME:	Chelsea Innes MA	EQUIPMENT DESIGNATION:	MDP21C
JOB LOCATION:		EQUIPMENT TYPE:	QED-2 Switchboard
DRAWN BY:	(Q2C)	DRAWING TYPE:	ONE LINE
ENGR:			SQUARE D by Schneider Electric
DATE:	January 30 2023		
DRAWING STATUS:	QUOTE	DWG#	00-3795684-108400837-01

PG 1 OF 2 REV -

REV	DESCRIPTION	BY	DATE
–	----	--	--/--/--
–	----	--	--/--/--
–	----	--	--/--/--
–	----	--	--/--/--
–	----	--	--/--/--
–	----	--	--/--/--

POWER STYLE QED-2 SWITCHBOARD

SECT NO	CKT NO	IMD /GMD CONFIG	DEVICE/FRAME RATING	TRIP AMP	FUSE/ TRIP	#P	DESIGNATION	N/P	LUG/WIRE INFORMATION				ACCESSORIES / NOTES
									QTY	PHASE WIRE RANGE	QTY	NEUT WIRE RANGE	
1	–	–	Incoming Connection	–	–	–	–	–	4	3/0 – 750 kcmil	4	3/0 – 750 kcmil	
1	–	–	240kA SPD	–	–	–	–	–	–	–	–	–	SPD
2	M2	–	QG 200A	200A	–	3P		Yes	1	#4 – 300 kcmil	1	#6 – 350 kcmil	PLA
2	M1	–	QG 200A	200A	–	3P		Yes	1	#4 – 300 kcmil	1	#6 – 350 kcmil	PLA
3	M3	FIX	PG 800A Plug A	800A	S-LSI	3P	Blank Nameplate	Yes	–	–	–	–	PLA
3	UCT	–	800A	–	–	–	Eversource (Eastern MA)	No	–	–	–	–	
4	1	4.5 in	BG (PS)	(100A)	–	3P	Blank Nameplate	Yes	1	#14 – 1/0 AWG	1	#14 – 1/0 AWG	
4	2	4.5 in	BG (PS)	(100A)	–	3P	Blank Nameplate	Yes	1	#14 – 1/0 AWG	1	#14 – 1/0 AWG	
4	3	4.5 in	QG	150A	–	3P	Blank Nameplate	Yes	1	#4 – 300 kcmil	1	#4 – 300 kcmil	
4	4	4.5 in	QG	150A	–	3P	Blank Nameplate	Yes	1	#4 – 300 kcmil	1	#4 – 300 kcmil	
4	5	6 in	LG 400A	400A	S-LSI	3P	Blank Nameplate	Yes	2	3/0 – 250 kcmil	2	3/0 – 250 kcmil	
4	6	4.5 in	JG	250A	–	3P	Blank Nameplate	Yes	1	3/0 – 350 kcmil	1	3/0 – 350kcmil	
4	7	4.5 in	QG	200A	–	3P	Blank Nameplate	Yes	1	#4 – 300 kcmil	1	#4 – 300 kcmil	
4	8	4.5 in	QG	150A	–	3P	Blank Nameplate	Yes	1	#4 – 300 kcmil	1	#4 – 300 kcmil	
4	9	4.5 in	BG (PS)	(100A)	–	3P	Blank Nameplate	Yes	1	#14 – 1/0 AWG	1	#14 – 1/0 AWG	
4	10	4.5 in	BG (PS)	(100A)	–	3P	Blank Nameplate	Yes	1	#14 – 1/0 AWG	1	#14 – 1/0 AWG	
4	11	4.5 in	BG (PS)	(100A)	–	3P	Blank Nameplate	Yes	1	#14 – 1/0 AWG	1	#14 – 1/0 AWG	
4	12	4.5 in	QG	200A	–	3P	Blank Nameplate	Yes	1	#4 – 300 kcmil	1	#4 – 300 kcmil	

LEGEND	
PLA	Padlock Attachment–Fixed
SPD	Surge Protection Device

NAMEPLATE INFORMATION:	JOB NAME: Chelsea Innes MA	EQUIPMENT DESIGNATION: MDP21C
MOUNTING TYPE: Adhesive (Field Installed)	JOB LOCATION:	EQUIPMENT TYPE: QED–2 Switchboard
EQUIPMENT: White Surface/Black Letters	DRAWN BY: (02C)	DRAWING TYPE: SCHEDULE
DEVICE: White Surface / Black Letters	ENGR:	SQUARE D by Schneider Electric
	DATE: January 30 2023	
	DRAWING STATUS: QUOTE	DWG# 00-3795684-108400837-01 PG 2 OF 2 REV –

Square D QED-2 Low Voltage Switchboards

A tradition of distinction, with a mission to innovate solutions for tomorrow



Life Is On

SQUARE D™

by Schneider Electric

A Tradition of Distinction

Square D QED-2 Low Voltage Custom Switchboards

Square D™ QED-2 Switchboards set the standard for system solutions of today and those of tomorrow by delivering on higher expectations and standards! Square D Switchboards have been setting the standards for electrical distribution systems due to their trusted durable construction and continuous innovative progression that keeps Square D one step ahead of all others. This progression includes integrating power metering and communications capabilities providing direct access to energy management at main and feeder level. This allows for flexibility in developing simple or complex monitoring solutions, as well as future expansion. Square D Low Voltage Custom Switchboards are designed to distribute electrical power and provide a reduced footprint without compromising performance or versatility.



Smart Systems Communications

The Smart Systems solution provides Ethernet-networked metering and status data from Square D switchboards and electrical equipment. Masterpact® and PowerPact® circuit breakers with Micrologic® trip units offer energy and power quality metering capabilities integrated into the trip units. Combined with Smart Systems communications, circuit breakers can be networked, monitored and controlled remotely, revealing opportunities to reduce downtime and monitor energy use for savings in electric system operating costs.

A Solid Foundation

Square D Switchboard ratings offer a robust solution through 5,000 A and 200 kA. Higher feeder ampacities are available with individually mounted branch devices up to 4,000 A.



Innovative but Familiar

The Quick Connect capability allows for a simple and seamless connection when installing. Even though Square D Switchboards continue to become more innovative, the quality and familiarity of the equipment leads the industry.

Energy Reduction Maintenance

An ERMS switch helps meet the NEC 240.87 code for arc flash energy reduction, improving worker safety by modifying the trip curve. A "Maintenance Mode" switch is mounted on the switchboard.

Industry Leading Compact Footprint

Square D Switchboards were designed with the customer in mind. They provide front accessibility that aids in reducing footprint as well as provides convenient access for maintenance.



Accelerated Engineering

Meet tighter project schedules with AE Standard Switchboards. It's the faster, better way to order, and options such as the ERMS switch are added easily through Accelerated Engineering.

Designed with the Customer in Mind

Square D Switchboards allow for custom engineering for each line-up such as Main-Tie-Mains, Automatic Transfers, Commercial Multi-Metering, and reduced height configurations.



Efficient Distribution

The I-Line™ distribution section is unique — and popular — for its enhanced safety and ease of installation.

The I-Line offers jaw-type connections which provide a firmer, more secure grip on the bus bar under high-level fault conditions for improved uptime. Distribution sections are available in single or double row construction allowing an increased power density in a compact footprint.

A Mission of Innovative Solutions

QED-2 Accelerated Engineering Standard Switchboards

To better meet our customer's tight schedules, our Square D QED-2 Standard Switchboard is available with Accelerated Engineering, which brings together standard designs for the most frequently requested ratings and options. With Accelerated Engineered Switchboards, on-demand approval drawings and an auto release of the equipment will allow you to stay competitive by simplifying the order process and offering a reduction in ship time. This means the customer will receive their switchboard 2 weeks faster. This allows for a quicker project turnaround for all parties involved, providing a competitive advantage in the industry.

Faster Project Turnaround

Accelerated Engineering Standard Switchboards offer a more responsive, faster and more flexible solution.

- > On-demand factory approval drawings
- > Auto release of Equipment to manufacturing
- > Select designs with premier 4-week lead time
- > 24/7 services support
- > Customer-focused order process
- > Customizable options available

Enclosure Options

Switchboard enclosures are available as Indoor NEMA Type 1 or Outdoor NEMA Type 3R construction.

Standard Solution without the Compromise

Surge Protection

Internally mounted Surgelogic™ surge protective devices in mains section or I-Line interior.

Metering Options

PowerLogic™ Power Meters are available to monitor at main or feeder level.



On-Demand Robust Solution

Accelerated Engineering Standard Switchboards provide expedited manufacturing and delivery time without sacrificing the robustness of the solution needed. The maximum rating for these standard switchboards is through 4000 A and 100 kAIC.





Unrestricted Branch Mounting*

The unique design of the I-Line single or double row distribution section allows branch circuit breakers the flexibility to mount a 15 A circuit breaker next to a 1,200 A circuit breaker. This presents the opportunity for more effective use of space.

A screwdriver is the only tool you need to install these breakers, which saves valuable installation time.

** Space for high-level communications will need to be taken into account.*



Metering Down to 15 Amps

PowerPact™ with Micrologic trip units offer the capability to meter energy down to 15 A. Standard trip units provide convenient, local data access through a high visibility front display.

Whether it is a highly customizable switchboard or an expedited switchboard needed.

Your requirements and expectations **will not only be met but exceeded** with Square D QED-2 Low Voltage Switchboards.

Introduce Quality into Your Electrical Room

1. This section supplements Section 26.24.13 10 — Low Voltage Switchboards, unless otherwise noted.

2. Comply with requirements as follows:

Standards	
UL 50	Enclosures for Electrical Equipment
UL 98	Enclosed and Deadfront Switches
UL 489	Molded Case Circuit Breakers
UL 891	Deadfront Switchboards
UL 977	Fused Power Circuit Devices
UL 943	Ground Fault Circuit Interrupters
UL 1053	Ground Fault Sensing and Relaying Equipment
NEC Article 834	Switchboards
NFPA 70	National Electrical Code ® (NEC ®)
ANSI/IEEE C12.1	Code for Electricity Metering
ANSI C39.1	Electrical Analog Indicating Instruments
ANSI C57.13	Instrument Transformers
NEMA AB 1	Molded Case Circuit Breakers and Molded Case Switches
NEMA PB 2	Switchboards

3. QED-2 Switchboard Electrical Ratings:
   - a. Nominal AC System Voltage: [600 Vac] [480 Vac] [240 Vac] [208 Vac]
   - b. Maximum Design Voltage: 635 Vac
   - c. Maximum Short-Circuit Current: 100 kAIR (@ 635 Vac)

4. QED-2 Switchboard General Construction:
   - a. Indoor NEMA 1 Enclosure or Outdoor NEMA 3R Enclosure
   - b. Fixed or drawout breakers
   - c. Removable Rear Cover Panels Secured with Captive Screws [Hinged Doors]